

Our Comprehensive Solutions: Your Air-Ability



IAI/BEDEK THE LEADING CARGO CONVERSION HOUSE

ISRAEL

BEDEK AVIATION GROUP
Israel Aerospace Industries Ltd
Ben-Gurion International Airport
Israel 70100
Tel: 972-3-935-3017, 3884
Fax: 972-3-935-8797
E-Mail: jooren@iai.co.il

USA

IAI International, Inc.
Tel: 1-703-875-3729
Fax: 1-703-875-3740
E-Mail: jgaber@iaidc.com

CHINA

Israel Aerospace Industries Ltd, China
Tel: 86-10-6505-8564
Fax: 86-10-6505-8566
E-Mail: bedekbj@163bj.com

Weights & Volumes

B737-300BDSF / CFM56-3C

- **Maximum Weights:**
 - Taxi 140,000 lb
 - Take Off 139,500 lb
 - Landing 116,000 lb
 - Zero Fuel 109,600 lb
- **Operating Empty Weight:** 66,500 lb
- **Fuel Capacity:** 5,311 USG
- **Volumes:**
 - Main Deck (Useable volume) 3,370 ft³
 - Lower Decks 1,068 ft³

Weights & Volumes

B737-400BDSF / CFM56-3C

- **Standard Gross Weight Airplanes:**
 - MTW As delivered up to 144,000 lb
 - MTOW As delivered up to 143,500 lb
 - MZFW As delivered up to 114,000 lb
 - MLW As delivered up to 121,000 lb
- **High Gross Weight Airplanes:**
 - MTW As delivered up to 150,500 lb
 - MTOW As delivered up to 150,000 lb
 - MZFW As delivered up to 117,000 lb
 - MLW As delivered up to 124,000 lb
- **Operating Empty Weight:** 69,000 lb*
- **Fuel Capacity:** 5,311 USG
- **Volumes:**
 - Main Deck (Useable volume) 3,950 ft³
 - Lower Decks 1,373 ft³

* Pending basic aircraft configuration

Weights & Volumes

- **Maximum Weights:**
 - Taxi up to 352,200 lb
 - Take Off up to 351,000 lb
 - Landing up to 283,000 lb
 - Zero Fuel up to 266,000 lb
- **Operating Empty Weight:** 165,000 lb*
- **Volumes:**
 - Main Deck (Useable volume) 11,900 ft³
 - Forward Lower Compartment 1,945 ft³
 - Aft Lower Compartment 1,623 ft³
 - Bulk Compartment 430 ft³

* Pending basic aircraft configuration

Weights & Volumes

For B767-300ERIGW

- **Maximum Weights:**
 - Taxi 413,000 lb
 - Take Off 412,000 lb
 - Landing 326,000 lb
 - Zero Fuel 309,000 lb
- **Operating Empty Weight:** 183,500 lb*
- **Volumes:**
 - Main Deck (24 positions) 11,884 ft³
 - Lower Cargo Hold 4,150 ft³

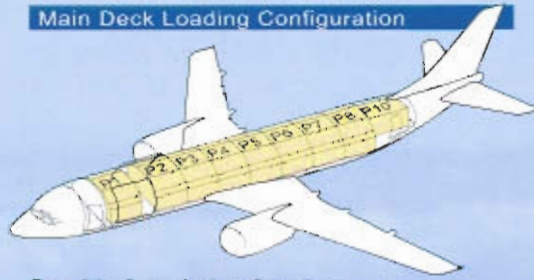
* Pending basic aircraft configuration

Weights & Volumes

- **Maximum Weights:**
 - Taxi 873,000 lb
 - Take Off 870,000 lb
 - Landing 652,000 lb
 - Zero Fuel 610,000 lb
- **Operating Empty Weight:** 357,000 lb*
- **Volumes:**
 - Main Deck (Useable volume) 20,820 ft³
 - Lower Decks 5,365 ft³

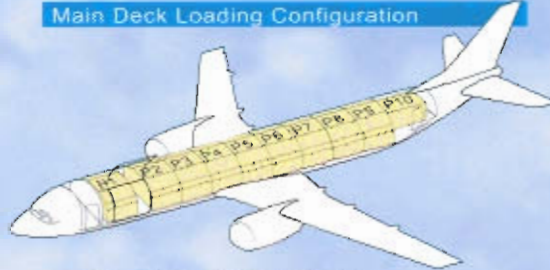
* Pending basic aircraft configuration

Main Deck Loading Configuration



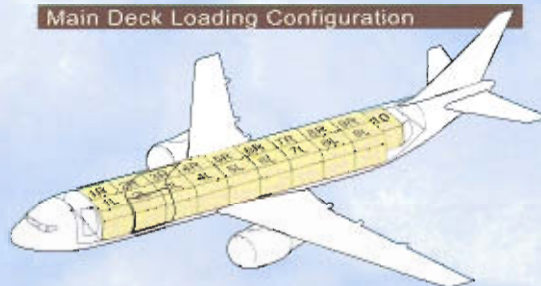
One of the 3 standard configurations:
8 Pallets 88"x125"x82" plus 1 pallet in Position 10
60.4"x79"x64" or 60.4"x86"x64"

Main Deck Loading Configuration



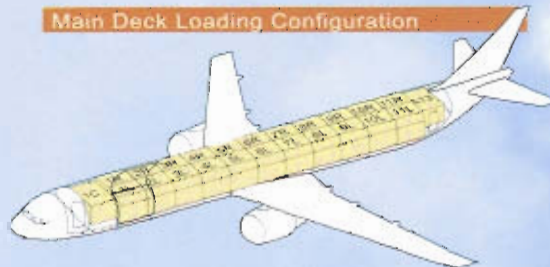
One of the 3 standard configurations:
9 Pallets 88"x125"x82" plus 1 pallet in Position 10
88"x125"x64"

Main Deck Loading Configuration



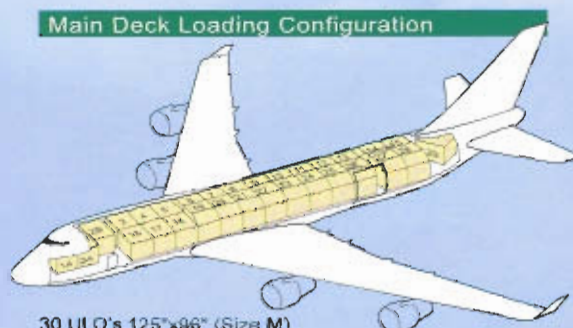
One of the 5 standard configurations:
Eighteen 88"x125" modified A2 containers in positions 1 to 9. One 125"x88" A2 container in Position 10
- Engine CF6-80A/80A2 carriage capability. (One position aft of the main side cargo door)
- Perishable carriage capability

Main Deck Loading Configuration



Twenty-two 88"x125" modified A2 containers in positions 1 to 11
Two 125"x88" A2 containers in Positions 1C & A13
- Engine CF6-80A/80A2 carriage capability. (One position aft of the main side cargo door)
- Perishable carriage capability

Main Deck Loading Configuration



30 ULD's 125"x96" (Size M)

737-300

737-400

767-200

767-300

747-400

