



B737-700BDSF  
B737-800BDSF  
B767-200BDSF  
B767-300BDSF  
B747-400BDSF  
B777-300ERSF  
A330-300BDSF



The World Leading  
Conversion house





# The World Leading Conversion house

## IAI Aviation Group

IAI is a world leader in the defense and commercial markets, delivering state-of-the-art technologies and systems in all domains: air, space, land, naval, cyber, homeland security and ISR.

**IAI's Aviation Group**, one of four business groups, draws on over 50 years' experience and expertise and combines IAI's military and commercial aviation capabilities to provide optimized solutions to meet our customer's specific needs.


## Conversions

**IAI Aviation Group** is a World Leader in Passenger-To-Cargo Conversions of the B767, B737 (classic/NG), B747 aircraft families, The BigTwin B777-300ERSF and A330-300, with over 45 years of experience successfully delivering more than 300 converted, certified STCs by the FAA, EASA, CAAC and other major civil aviation authorities. Following modification, these freighters have accumulated more than 3.0 million flying hours without issuance of a single AD relating to Aviation Group BDSF conversions.



# B777-300ERSF BIG TWIN

## CARGO CONVERSION



Configuration A (33 positions)

### WEIGHTS AND VOLUMES

MTW	777,000 lb
MTOW	775,000 lb
MZFW	558,000 lb
MLW	583,000 lb
Payload*	222,000 lb
Fuel Capacity	47,890 USG
Main Deck Cargo Volume	28,936 ft <sup>3</sup>
Lower Decks Bulk Volume	600 ft <sup>3</sup>

\* Pending basic aircraft configuration

### MAIN DECK LOADING CONFIGURATIONS

#### size code A

(32) ULD's 88"x125" (side by side) plus  
(1) ULD 88"x125" (laterlly)

#### size code B (Military)

(42) ULD's 88"x108"

#### size code B craft program (Military)

(36) ULD's 88"x108" (side by side) plus  
(1) ULD 88"x108" (laterlly)

#### size code M

(32) ULD's 96"x125" (side by side) plus  
(1) ULD 96"x125" (laterlly)

#### size code G

(13) ULD's 96"x238.5" plus  
(6) ULD's 96"x125" plus  
(1) ULD 96"x125" (laterlly)

#### size code R

(21) ULD's 96"x196" (laterlly)

#### size code G Centerline

(11) ULD's 96"x238.5" plus  
(4) ULD's 96"x125" plus  
(1) ULD 96"x125" (laterlly)

# A330-300BDSF

## CARGO CONVERSION



Configuration 2 (27 positions)

### WEIGHTS AND VOLUMES

MTW	515,700 lb
MTOW*	513,677; 518,086; 533,519 lb
MZFW	385,809 lb
MLW	412,264 lb
Payload	134,500 lb
Fuel Capacity*	25,765 - 37,744 USG
Main Deck Cargo Volume	15,063 ft <sup>3</sup>
Lower Decks Bulk Volume	4,018 ft <sup>3</sup>

Bulk Cargo Usable Volume

\* Pending basic aircraft configuration

### MAIN DECK LOADING CONFIGURATIONS\*

\*With Z shaped 9G rigid barrier, allowing an additional ULD position with cargo volume increase up to 500 ft<sup>3</sup>

**Size Code M**  
(27) 96"x125" ULD's

**Size Code A (Centerline)**  
(20) 88"x125" ULD's

**Size Code A**  
(27) 88"x125" ULD's

**Size Code M (Longitudinal, Centerline)**  
(16) 96"x125" ULD's

**Size Code B**  
(30) 88"x108" ULD's

**Size Code R (Centerline)**  
(4) 16 FT ULD's plus  
(13) 96"x125" ULD's


**463L (Military)**  
(30) 88"x108" ULD's

**Size Code G (Centerline)**  
(3) 20 FT ULD's plus  
(15) 96"x125" ULD's

**Size Code M (Centerline)**  
(18) 96"x125" ULD's

# B737-700/800BDSF

## CARGO CONVERSION



Configuration A (12 positions)

WEIGHTS AND VOLUMES	700BDSF	800BDSF
MTW	155,000 lb	174,700 lb
MTOW	154,500 lb	174,200 lb
MZFW	121,700 lb	138,300 lb
MLW	129,200 lb	146,300 lb
Payload*	41,500 lb	53,000 lb
Fuel Capacity	6,875 USG	6,875 USG
Main Deck Cargo Volume	3,875 ft <sup>3</sup>	4,999 ft <sup>3</sup>
Lower Decks Bulk Volume	966 ft <sup>3</sup>	1543 ft <sup>3</sup>

\* Pending basic aircraft configuration

## MAIN DECK LOADING CONFIGURATIONS

### 700BDSF

#### Configuration A (10 positions)

- (8) ULD's 88"x125"x82" plus
- (1) ULD 80"x43"x57" plus
- (1) ULD 88"x78.9"x62.5"

#### Configuration C (8 positions)

- (5) ULD's 88"x125"x82" plus
- (1) Engine Pallet plus
- (1) ULD 80"x43"x57" plus
- (1) ULD 88"x78.9"x62.5"

#### Configuration B (9 positions)

- (7) ULD's 96"x125"x82" plus
- (1) ULD 80"x43"x57" plus
- (1) ULD 88"x78.9"x62.5"

### 800BDSF

#### Configuration A (12 positions)

- (11) ULD's 88"x125"x82" plus
- (1) ULD 79"x60.4"x64"

#### Configuration C (11 positions)

- (9) ULD's 88"x125"x82" plus
- (1) ULD 79"x60.4"x64" plus
- (1) Engine Pallet 96"x125"

#### Configuration B (11 positions)

- (10) ULD's 96"x125"x82" plus
- (1) ULD 79"x60.4"x64"

#### Configuration D (11 positions)

- (9) ULD's 88"x125"x82" plus
- (1) ULD 79"x60.4"x64" plus
- (1) longitudinally-oriented CLS or tiedown-restrained\* ULD 96"x125" (up to 13500lb)

# B767-200/300BDSF

## CARGO CONVERSION



Configuration A (24 positions)

### WEIGHTS AND VOLUMES- 300 WITHOUT WINGLETS

CLS	Manual, 1.75" or 1.25"	With Winglets Manual, 1.75" or 1.25"	Weights and Volumes - 200 Manual, 1.75"
MLW	326,000 lb	326,000 lb	*283,000 lb
MTOW	412,000 lb	412,000 lb	*351,000 lb
MZFW	309,000 lb	309,000 lb	*266,000 lb
OEW	*180,800 lb	*183,800 lb	165,000 lb
Max Payload	*128,200 lb	*125,200 lb	101,000 lb
Fuel Capacity	23,980 USG	23,980 USG	16,000 USG
Main Deck Cargo Volume	11,884 ft <sup>3</sup>	11,884 ft <sup>3</sup>	9,456 ft <sup>3</sup>
Lower Deck cargo Volume	3,840 ft <sup>3</sup>	3,840 ft <sup>3</sup>	3,240 ft <sup>3</sup>

\* Pending basic aircraft configuration

NOTE: For B767-300 Non-ER IAI/BEDEK offers a 9G Net configuration with 23 ULD positions.

### MAIN DECK LOADING CONFIGURATIONS - 300BDSF

**Configuration A (24 positions)**  
(22) 88"x125" (side by side)  
(2) 88"x125" (transverse)

**Configuration B (26 positions)**  
(24) 88"x108" (side by side)  
(2) 88"x108" (transverse)

**Configuration C (13 positions)**  
(11) 96"x125" (centerline) plus  
(2) 88"x125" (transverse)


**Configuration D (17 positions)**  
(17) 88"x125" (transverse)

**Configuration E (16 positions)**  
(15) 96"x125" (transverse) plus  
(1) 88"x125" (transverse)

**Configuration F (8 positions)**  
(1) 96"x125" plus (2) 125"x88" plus  
(1) 96"x188" Engine Pallet plus  
(4) 96"x196" 16-ft pallets

# B747-400BDSF

## CARGO CONVERSION



Configuration A (30 positions)

### WEIGHTS AND VOLUMES

MLW	873,000 lb / 878,000 lb
MTOW	870,000 lb / 875,000 lb
MZFW	610,000 lb / 635,000 lb
MLW	652,000 lb
Payload*	253,000 lb
Fuel Capacity*	53,985 USG
Main Deck Cargo Volume	20,820 ft <sup>3</sup>
Lower Decks cargo Volume	5,365 ft <sup>3</sup>

\* Pending basic aircraft configuration

### MAIN DECK LOADING CONFIGURATIONS

**Configuration A**  
(30) ULD's 96"x125" (size M)

**Configuration B**  
(30) ULD's 88"x125" (size A)

**Configuration C**  
(34) ULD's 88"x108"  
(size B, Military)

**Configuration D**  
(8) ULD's 96"x125" plus  
(11) ULD's 96"x238.5" (size G)

**Configuration E**  
(13) ULD's 96"x196" plus  
(4) ULD's 96"x125" (size R)

**Configuration E2**  
(7) ULD's 96"x196" plus  
(6) Engines ULD's 96"x196" (laterl-ly) plus  
(4) ULD's 96"x125"

**Configuration F**  
(13) ULD's 96"x196"  
(longitudinal) plus  
(8) ULD's 96"x125"

**Configuration F2**  
(9) ULD's 96"x196" plus  
(4) Engines ULD's 96"x196" (longi-tudial) plus  
(8) ULD's 96"x125"

